

REVISIONS			DATE
-	A-		2018.07.05
-	B-	C03805	2019.09.30
-	B1		2021.07.09

GENERAL NOTES:

- THIS ASSEMBLY IS USED FOR MONITORING AND PROGRAMMING ECONTROLS ELECTRONIC CONTROL MODULES THRU THE USE OF ECONTROLS ECIPP SOFTWARE.
- ALL DIMENSIONS ON THIS DRAWING ARE FOR REFERENCE ONLY.

OPERATIONAL NOTES:

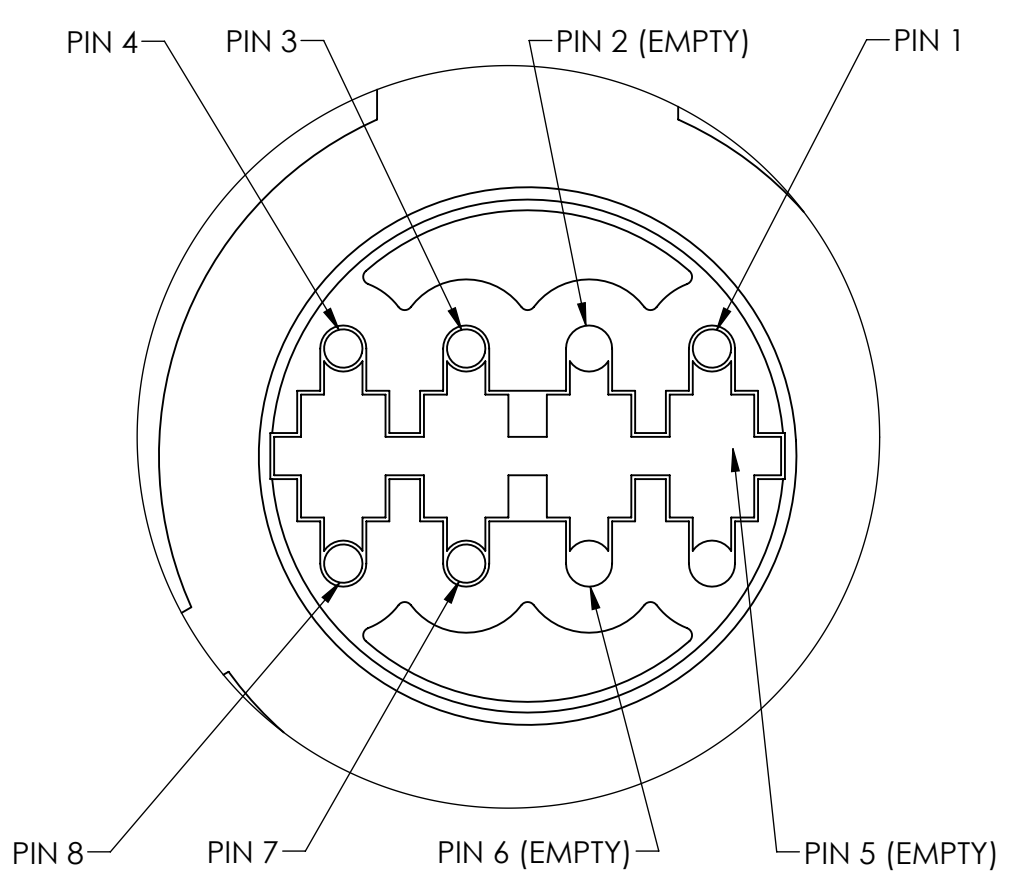
- USB SPECIFICATIONS:
 - A. USB TYPE: USB 2.0.
 - B. DEVICE COMPATIBILITY: USB 1.1, USB 2.0 (FULL SPEED & HI SPEED); BUS POWERED, 500mA CONSUMPTION MAX.
 - C. USB CABLE TYPE: TYPE A CONNECTION, 5M (16FT) MAX LENGTH.

ENVIRONMENTAL NOTES:

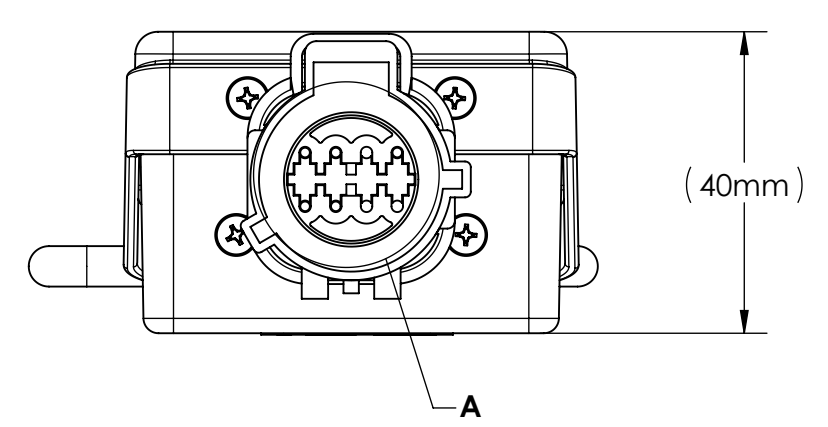
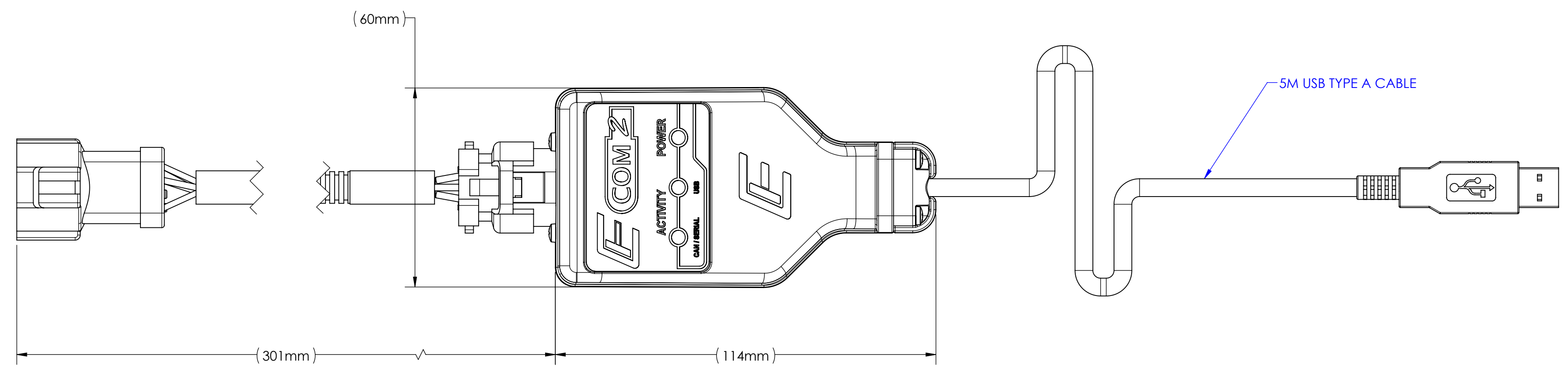
- OPERATING TEMPERATURE RANGE: -20°C TO 85°C.
- STORAGE TEMPERATURE RANGE: -40°C TO 85°C.
- HUMIDITY: 0-90%, NON-CONDENSING.



HARNESS P/N: E2087002



DETAIL A
SCALE 4 : 1

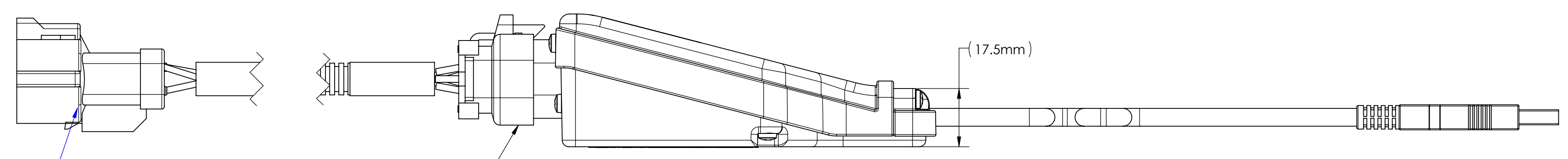


EPC 8-PIN CONNECTOR (E-4523-004)
WITH EPC SECONDARY LOCK (E6DB-14A468-CA)
(SEE DETAIL A FOR PIN-OUTS)

8-PIN CONNECTOR PIN-OUT	
PIN 1	AGND TARGET
PIN 2	(NOT USED)
PIN 3	Tx232 TARGET
PIN 4	Rx232 TARGET
PIN 5	(NOT USED)
PIN 6	(NOT USED)
PIN 7	CAN HIGH
PIN 8	CAN LOW

8-PIN AMPSEAL CONNECTOR

AMP CONNECTOR PIN-OUT	
PIN 1	(NOT USED)
PIN 2	CAN LOW
PIN 3	CAN HIGH
PIN 4	(NOT USED)
PIN 5	Rx232 TARGET
PIN 6	Tx232 TARGET
PIN 7	(NOT USED)
PIN 8	AGND TARGET



CE CODE 00	THIS DOCUMENT IS APPROVED FOR CUSTOMER DISTRIBUTION. DO NOT DISTRIBUTE TO THIRD PARTIES WITHOUT WRITTEN PERMISSION FROM ECONTROLS.	
UNLESS OTHERWISE SPECIFIED PRODUCE PART FROM CAD MODEL E2046013. ALL NON-TOLERANCED DIMENSIONS ARE BASIC TO THE CAD MODEL. REFER TO THE DRAWING FOR ASSOCIATED TOLERANCES, DATUMS AND FEATURE CONTROLS.	DO NOT SCALE DRAWING. DIMENSIONING AND TOLERANCING PER ASME Y14.5 - 2009 APPLY.	METRIC
APPROVED BY T. BRANYON	DATE (YYYY-MM-DD) 2018.07.05	DESCRIPTION TLA, KIT, ECOM2, BLUE
APPROVED BY B. PEARSON	DATE (YYYY-MM-DD) 2018.07.05	
APPROVED BY SEE PLM	DATE (YYYY-MM-DD) -	DESCRIPTION E2046013
APPROVED BY SEE PLM	DATE (YYYY-MM-DD) -	DESCRIPTION E2046013
PART NUMBER E2046013_00		REVISION A1
PAGE 1 AND NOTED		SHEET 1 OF 1